

Summary

Investment Team:

Oliver Bedford, Lead Manager
Lucy Bloomfield, Co-Manager
Giles Hargreave, Co-Manager

Ticker: HHV

Launch Date: September 2004

Year End: September

Share Price (17.04.20): 52.00p

NAV per Share: 56.70p

Last Div. Paid (11.02.20): 2.25p

Next Div.: n/a

Total Divs. Paid: 59.15p

NAV Yield (30.09.19): 5.31%

Discount to NAV (17.04.20): 8.29%

Number of Shares: 202,022,420

Market Cap: £105.1m

Charges (AMC): 1.70%

Ongoing Expenses: 2.30%

SEDOL Number: B02WHS0

ISIN Number: GB00B02WHS05

Contact us

www.hargreaveaimvcts.co.uk

call +44 (0) 1253 376 622
(calls may be recorded)

fax +44 (0) 844 5834 761

email aimvct@canaccord.com

Investors should note that an investment in an AIM VCT carries a high level of risk. Please refer to the Risks section on page 2 of the factsheet for more information. Capital is at risk.

This document should not be considered as a personal recommendation to invest. Potential investors should read the prospectus before investing. If in any doubt about the suitability of this investment seek professional advice. This information does not constitute an offer, invitation or solicitation to deal in the securities of this fund. Issued by Canaccord Genuity Wealth Limited which is authorised and regulated by the FCA.

Hargreave Hale AIM VCT plc, 41
Lothbury, London, EC2R 7AE.

HARGREAVE HALE AIM VCT

Investment objectives

The company's objective is to invest in a range of smaller companies in order to generate income and capital growth over the long-term. The company aims to maintain a diversified portfolio of qualifying investments, primarily those which are traded on AIM and have the potential for significant value appreciation.

Investment Policy

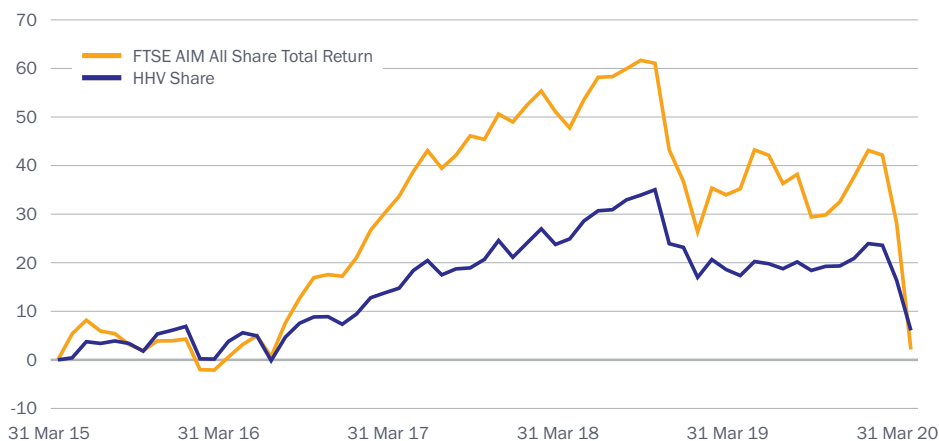
The company will focus on managing a diversified portfolio of VCT qualifying companies and also target non-qualifying investments on an opportunistic basis. The primary focus of the qualifying portfolio will be on companies listed on AIM; however, there will also be investments in private companies and those planning to trade on AIM. The company will also have non-qualifying exposure to UK and international equities, fixed income securities and cash. The company will invest some of the proceeds from fundraisings into the Marlborough Special Situations Fund to maintain an appropriate portfolio exposure to small companies pending investment into VCT qualifying companies.

The company's portfolio is managed in order to maintain its VCT status whereby 80% of the funds raised must be invested in qualifying investments within 3 years of the beginning of the accounting period in which the shares were issued. Hargreave Hale will target a higher threshold of approximately 85% in order to provide some element of protection against an inadvertent breach of the VCT rules.

Performance

The table below illustrates how the VCT has performed year on year against the FTSE AIM All-Share Index. Please note that past performance is not a reliable indicator of future results. The returns are inclusive of any dividends paid within the period, based on NAVs for the VCT and the last price paid for the FTSE AIM All Share Total Return Index.

Total return (ordinary shares)*



Discrete NAV performance (%)¹

	Mar 19 - Mar 20	Mar 18 - Mar 19	Mar 17 - Mar 18	Mar 16 - Mar 17	Mar 15 - Mar 16
Hargreave Hale AIM VCT (Ordinary Shares)	-11.99	-6.94	9.75	11.11	3.81
FTSE AIM All Share Total Return	-24.48	-8.47	10.54	32.87	0.60

Source: Canaccord Genuity Wealth Limited

Rolling returns to end March 2020 (%)¹

	1 Year	2 Years	3 Years	4 Years	5 Years
Hargreave Hale AIM VCT (Ordinary Shares)	-11.99	-17.30	-8.35	2.29	6.06

Source: Canaccord Genuity Wealth Limited

Important information

Please read over page

* Based on a starting NAV of 75.05p, March 2015. Source: Canaccord Genuity Wealth Limited

¹ All data as at the end of March 2020 show returns based on performance of the NAV and dividends paid.

Dividend Policy

The VCT aims to pay a 5% dividend p.a. (based on year end NAV) through semi-annual distributions, although the ability to pay dividends will be subject to, inter alia, the performance of the investments, the available reserves and cash resources. In those years where performance is particularly strong, the Directors may consider a higher dividend payment. Conversely in poorer years, the Directors may opt to reduce or declare that no dividends will be paid at all.

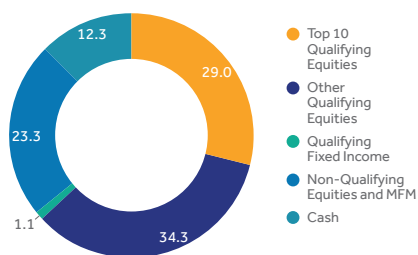
Liquidity

To improve liquidity in the ordinary shares, the VCT will buy back shares at a 5% discount to the prevailing net asset per share. The 5% discount is non-binding and at the Directors' discretion. The Directors reserve the right to increase the discount to 10% or more or, in extremis, suspend share buy-backs if the policy places the company's cash and liquid resources under undue pressure or leads to instability in the shareholder base.

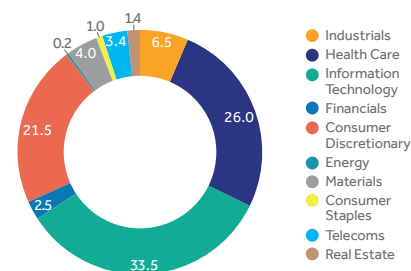
Background

Launched in August 2004, Hargreave Hale AIM VCT plc merged with Hargreave Hale AIM VCT 2 plc on 23 March 2018. Hargreave Hale has been the appointed investment manager of the company's assets since inception.

Asset allocation (%)



Qualifying sector allocation (%)



Top 10 holdings (%)

Investment	Sector	Cost £'000s	(Unaudited) Valuation £'000	% of NAV
Gousto	Consumer Discretionary	2,484	7,446	6.5
Learning Technologies	Information Technology	2,238	6,012	5.3
Ideagen	Information Technology	1,992	4,182	3.7
Creo	Health Care	2,329	2,530	2.2
Zoo Digital	Information Technology	2,266	2,494	2.2
Diaceutics	Health Care	1,550	2,447	2.1
Oxford Genetics	Consumer Discretionary	2,186	2,186	1.9
Cohort	Industrials	619	2,157	1.9
Abcam	Health Care	55	1,886	1.7
Craneware	Health Care	125	1,764	1.5
Other Qualifying Investments		59,765	39,331	34.3
Qualifying Fixed Income		1,250	1,250	1.1
Non Qualifying Investments		24,176	21,976	19.2
Non Qualifying Fixed Income		-	-	-
MFM Special Situations		5,816	4,754	4.1
Cash		14,137	14,137	12.3
Total		120,988	114,552	100.0

As at 31 March 2020, the NAV per ordinary share of Hargreave Hale AIM VCT was 56.70p. Set out above are the top ten qualifying investments. All data is unaudited.

Risks

Risks Specific to the VCT. The VCT will invest in small, high risk companies that place an investor's capital at risk. These qualifying companies may have volatile share prices and the investments may be difficult to realise. They may be overly reliant on a few large customers and have less financial resilience. They may also have weak or negative cash flow and less management resource.

Legislative Risk. Changes in legislation may adversely affect the company's status as a VCT and its ability to meet the investment objectives and/or reduce the level of achievable return.

Risks to the Tax Reliefs. There can be no guarantee that the VCT will meet its objectives or that suitable investment opportunities will be identified. A failure to maintain the qualifying status could result in the VCT losing the tax reliefs previously obtained, resulting in adverse tax consequences for investors. Investors who sell their VCT shares before the fifth anniversary of the share issue are likely to have to repay their income tax relief. Therefore, an investment in a VCT should be seen as a long term investment. The tax reliefs will depend on an investor's personal circumstances and may be subject to future changes.

Risks that relate to VCT Shares. VCT shares can be difficult to sell as there can be little demand for VCT shares in the secondary market, furthermore the share price is unlikely to reflect the net asset value per share. The value of shares and the income from them can fall as well as rise. Investors may not get back the full amount invested. The VCT operates a credible share buy-back policy but the Directors reserve the right to amend or suspend the application of the buy-back policy. Dividend distributions are subject to performance and other factors and cannot be guaranteed. The past performance of the VCT and its underlying investments is no indicator of future performance. Investors may not get back the amount they originally invested.